

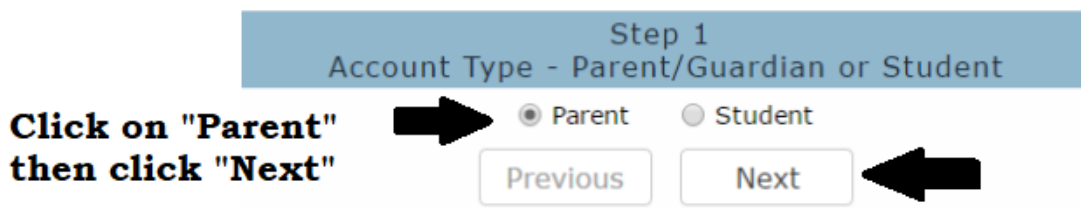
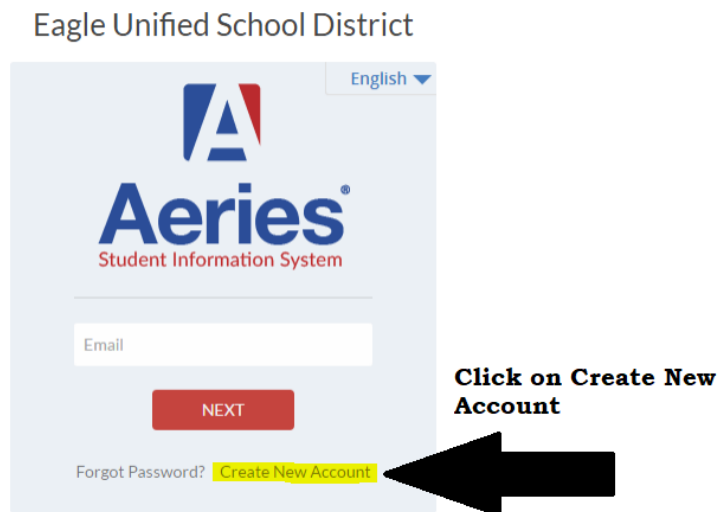
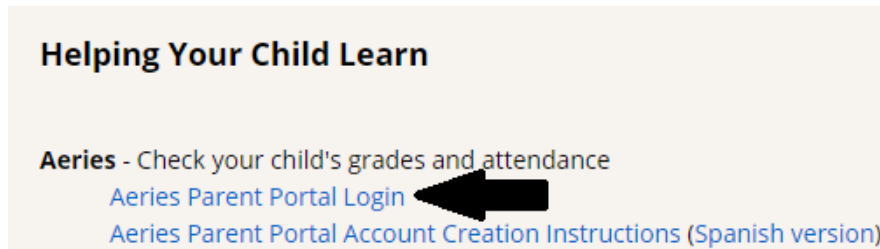
## Creating an AERIES Parent Access Account

\*To create an account and have access to your student's records you **MUST** have a valid e-mail address on file with the school site. By following these steps all the way through, you will confirm whether or not your address is on file.

Before beginning you will need:

- Personal email account
- Home telephone number (as recorded with the school)
- Student Permanent ID number: (available from the school office or teacher)
- Verification Code (available from the school office)

1. Go to the district web-site: [www.atasusd.org](http://www.atasusd.org)
2. Click on "For Parents"
3. Scroll down to "Helping Your Child Learn" and click on "Aeries Parent Portal Login"



[Return to Login Page](#)

**Step 2**  
**Account Information**

Please Enter The Following Information About Yourself

**Enter Email Address** → Email Address:

**Retype Email Address to Verify** → Verify Email Address:

**Type a Password and retype it to Verify.** → Password:

→ Retype Password:

A verification email will be sent to your email address from:  
**AeriesSupport@example.com**  
 Before continuing, please add this email address to your **contacts or safe senders list**, to ensure you receive this email.

← **Click Next**

7. Open your e-mail account. You will have received an email from AeriesSupport@atasusd.org with the subject line "Aeries Account Verification." Open the email.

Tue 3/29/2016 10:27 AM

**AeriesSupport@example.com**  
 Aeries Account Verification(parent@aeries.com)

To: parent@aeries.com

---

**Confirm you Email Address by clicking "Confirm Current Email Address."** →

Thank you for registering for an Aeries account. In order to ensure the account was requested by you, please click on the appropriate link below or copy and paste the URL into the Address bar of your browser.

If you can, please click on the following links to confirm or reject this account:

[Confirm This Email Address](#)  
[Reject This Email Address](#)

**If you are unable to click the links above**, you need to copy and paste the following URL into your web browser's Address bar.  
<https://aeries.eagleusd.org/ConfirmEmail.aspx>

You will then be prompted for the following information which you can copy and paste into the page:  
 Email Address: [parent@aeries.com](mailto:parent@aeries.com)  
 Email Code: 368A372T234XD6R99957

8. By clicking the "CONFIRM THIS EMAIL ADDRESS" you will be taken to the final step.

**Final Step**  
**Login to Aeries**

Thank you for confirming your email address. You may now login to Aeries and link your account to a student.

[Return to Login Page](#)
← **Click here to return to login page**

9. You will then be taken to the Step 1 - Student Verification process. Enter your student's Permanent ID number, Primary phone number, and Verification code (this information can be obtained from the school's office).

**Step 1**  
**Student Verification**

Please Enter The Following Information About Your Student

Student Permanent ID Number:

Student Home Telephone Number:

Verification Code:

**10. Step 2 - Emergency Contact Verification. Select your name or click "None of the above" if your name does not appear in the list. Click "Next" to complete the account creation process.**

**Step 2**  
**Emergency Contact Verification**

Your account is now linked to Allan Abbott.

If your name appears below, please select it so that the email address on the record can be updated.

Name	Relationship
Adam Abbott	Father
Sara Abbott	Stepmother
Alice Abbott	DO NOT CONTACT
Johnson, Bonnie	Emergency Contact
Abbott, George	Grandfather
Smith, Paul	Agency Representative
None of the above	


Previous Next


**If you have more students to add to your account, click on "Add another student to your account" in the Step 3 - Process Complete window or you can click on "Change student" when logged into the portal.**

**Step 3**  
**Process Complete**

Your account is now linked to Allan Abbott.

Add Another Student to Your Account

 2017-2018 Screaming Eagle High School

Home Communications Student Info Attendance Grades Medical Guidance Test Scores Programs **Change Student** 

You have not yet completed the Student Data Confirmation Process.  
[Click Here](#) to confirm the information about your student.

**If these directions did not allow you to create an Aeries Parent Portal account, contact the school office.**